

# 2011 LTC Graduate Follow-Up Report

we are  
future makers

- .....• Graduates
- .....• Employment
- .....• Wages
- .....• Advancement
- .....• Satisfaction

**Prepared by the Research & Planning Department  
March 2011**



*The information in this report may also be accessed on-line at*

**gotoltc.edu**  
**1.888.GO TO LTC**  
920.693.1000 • TTY: 920.693.8956  
1290 North Avenue • Cleveland WI 53015-1414  
**NCA-Accredited** ([ncahlc.org](http://ncahlc.org) • 312.263.0456)

Lakeshore Technical College does not discriminate on any unlawful basis, to include race, color, national origin, sex, disability or age, in employment, admissions or in its programs or activities. All inquiries regarding the College's nondiscrimination policies, should be directed to the Human Resources Director.





*Thank you to all the  
dedicated  
instructors and staff  
at LTC who help our  
graduates succeed!*

Table of Contents	Page
Key Findings	i
Graduate Information	ii
Graduate Statistics	iii - vi
2009-10 Graduates by Program	vii - viii
Accounting	1
Administrative Professional	2
Auto Collision Repair & Refinish	3
Auto Maintenance Technician	4
Business Management	5
Criminal Justice - Law Enforcement	6
Dairy Herd Management	7
Dental Assistant	8
Early Childhood Education	9
Electro - Mechanical Technology	10
Emergency Medical Technician - Paramedic	11
Farm Business & Production Management	12
Graphic & Web Design	13
Health Unit Coordinator	14
Hotel/Hospitality Management	15
Human Resources Administration	16
Individualized Tech Studies	17
Industrial Maintenance	18
IT - Computer Support Specialist	19
IT - Network Specialist	20
Judicial Reporting	21
Machine Tool Operation	22
Marketing	23
Mechanical Design	24
Medical Administrative Specialist/Transcriptionist	25
Medical Assistant	26
Medical Coding Specialist	27
Nursing Assistant	28
Nursing - Associate Degree	29
Office Assistant	30
Paralegal	31
Paramedic Technician	32
Pharmacy Services Management	33
Pharmacy Technician	34
Practical Nursing	35
Quality Assurance Technician	36
Radiography	37
Supervisory Management	38
Supply Chain Management	39
Surgical Technology	40
Technical Studies Journeywork	41
Welding-Industrial	42
Welding/Maintenance & Fabrication	43
Wind Energy Technology	44
Appendix	45

## Key Findings

The data in this report has been compiled from the 2011 Graduate Follow-Up Survey which is conducted annually six months to one year after graduation. For comparison purposes, data from previous Graduate Follow-Up surveys has been included. The report provides information on job placement, employment status, salaries, employers, and occupational titles of graduates who responded.

- 1032 graduates from 2009-10 were surveyed.
- 752 replied to the survey, creating a 73 percent response rate.
  - 68 percent Associate Degree
  - 76 percent One-Year Technical Diploma
  - 75 percent Short-Term Technical Diploma
- 98percent of graduates who responded are satisfied or very satisfied with the education and training they received at LTC.
- 81percent of graduates were employed six months to one-year after graduation (of those available for employment).
- Median wage from responding Associate Degree graduates employed full-time in a related field was \$34,178.

### Additional Notes:

- “Not available for employment” includes graduates who are homemakers, disabled, other, or (most often) students. Wages listed are for full-time (35 or more hours per week), related positions.
- Titles and employers are listed for graduates working full-time or part-time in a related field.
- Only programs with 3 or more responses have data reported. **NA** indicates that the question yielded less than 3 responses.

## Appendix

### 5. Is your job related to the training you received at LTC?

- Yes
- No
- Yes, I work but is not my primary occupation

### 6. Employment Information:

A. Job Title: \_\_\_\_\_

B. Company/Employer: \_\_\_\_\_

Address: \_\_\_\_\_

City / State / Zip: \_\_\_\_\_

Supervisor: \_\_\_\_\_

Supervisor Telephone: \_\_\_\_\_

C. What is your present wage before deductions?

\$ \_\_\_\_\_ **Per** hour / week / month / year  
Do not include overtime.

D. How many hours do you work in an average week? \_\_\_\_\_

Comments:

---

---

---

---

# Appendix

## 2009 - 10 Graduate Survey Template

1. How satisfied are you with the education and training you received at LTC? (please circle one)

- Very satisfied
- Satisfied
- Unsatisfied
- Very unsatisfied

2. What was your **PRIMARY** reason for attending LTC?

- Job preparation
- Career change
- Improve existing skills
- Preparation for additional education
- Personal interest
- Other: \_\_\_\_\_

3. Which **ONE** of the following **BEST** describes your current employment status?

- Employed (or active military service)
- Seeking employment
- Student, not available for employment
- Homemaker, not available for employment
- Disabled, not available for employment
- Other, not available for employment

Note: If you are currently employed, please continue to Question 4. If not employed, stop here.

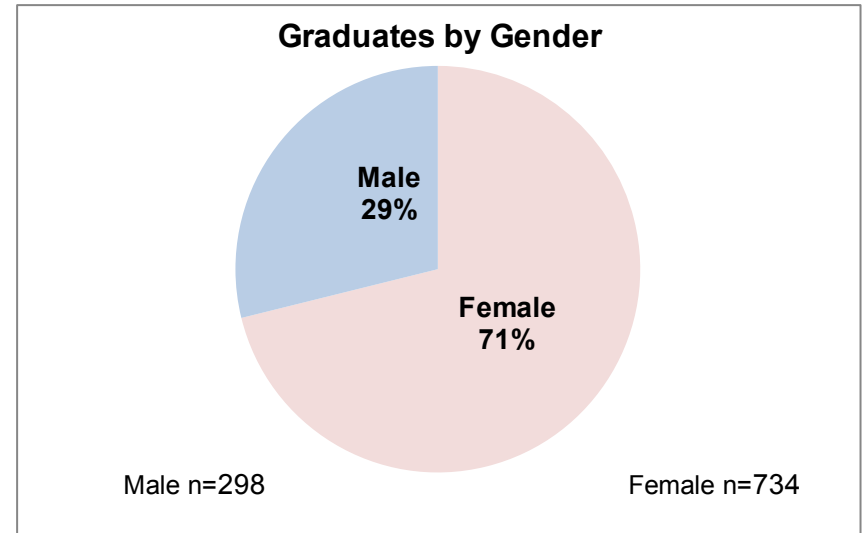
4. When did you begin working in your present position?

- Prior to attending LTC
- While attending LTC
- After graduating from LTC

# Graduate Information


## Graduates by Gender

71 percent of graduates are female; 29 percent male.



## Graduates by Race/Ethnicity

91 percent of graduates were white, 8 percent were multicultural, and 1 percent did not report their race or ethnicity.



## Graduate Statistics

### Response Rate

The overall response rate was 73 percent.

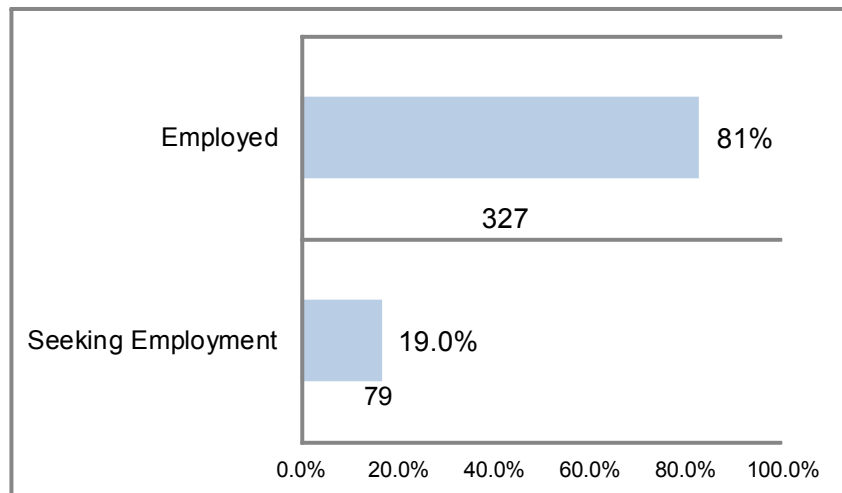
Program Type	Graduates	# Replied	% Replied
Associate Degree	313	213	68%
Short-Term Diploma	474	353	74%
Technical Diploma	245	186	76%
Aggregate	1,032	752	73%

### Employment Status

81 percent of graduates that were in the labor market are employed.  
19 percent were seeking employment.

Of those not in the labor market:

- 336 were full-time students



## Wind Energy Technology

**10-482-1**

	2007-08	2008-09	2009-10
Graduates	NA	NA	6
Responses	NA	NA	5
Employed (Related)	NA	NA	2
Employed (Non-Related)	NA	NA	1
Seeking Employment	NA	NA	2
Not Available for Employment	NA	NA	0
Employed in LTC District	NA	NA	0
Hourly Median Wage	NA	NA	NA
Hourly Wage Range	NA	NA	NA
Annual Median Salary	NA	NA	NA
Annual Salary Range	NA	NA	NA

### RELATED GRADUATE EMPLOYMENT

Job Titles	Employers
Operational and Maintenance Technician Service Technician	IBN Energy Ingeteam Inc

Note: Program started in 2008.

# Welding/Maint & Fabrication

30-442-2

	2007-08	2008-09	2009-10
Graduates	7	NA	18
Responses	3	NA	12
Employed (Related)	2	NA	3
Employed (Non-Related)	1	NA	2
Seeking Employment	0	NA	1
Not Available for Employment	0	NA	6
Employed in LTC District	3 (100%)	NA	3 (60%)
Hourly Median Wage	\$16.00	NA	\$19.00
Hourly Wage Range	\$15.80 - 22.50	NA	\$17.00 - 19.00
Annual Median Salary	\$33,280	NA	\$39,517
Annual Salary Range	\$32,861 - 46,796	NA	\$35,357 - 39,517

## RELATED GRADUATE EMPLOYMENT

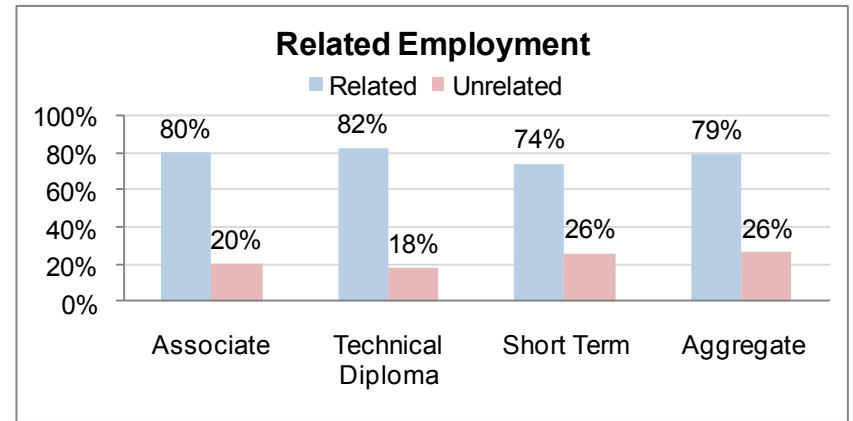
Job Titles	Employers
Sub-Arc Welder Welder Set-Up Welder	Tower Tech Systems Inc

# Graduate Statistics

## Related Employment

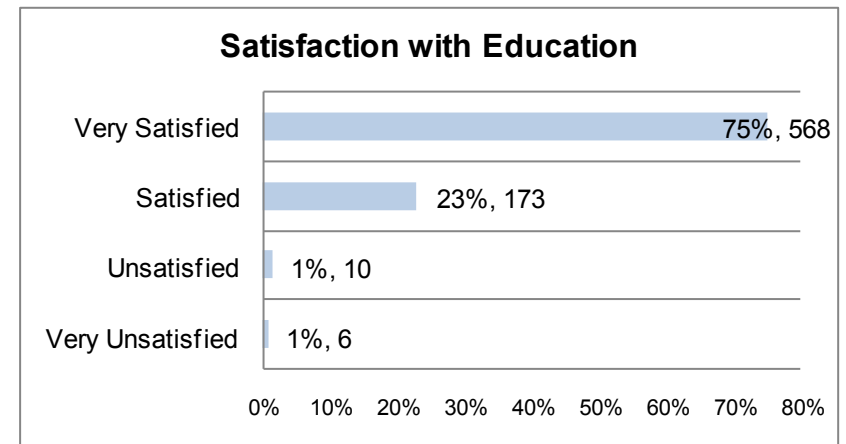
79 percent are employed in a related field.

	Associate	Technical	Short-Term	Aggregate
Related	117	78	63	258
Unrelated	30	17	22	69
Total	147	95	85	327



## Satisfaction with LTC

98 percent of graduates are either satisfied or very satisfied with their education education and training at LTC.




# Graduate Statistics

## Hours and Wages

The median hourly wage for full-time employment is \$14.51  
 The median annual wage for full-time employment is \$30,178.

	Hourly Wage	Annual Wage	Average Hours/Week
Associate Degree	\$17.60	\$34,778	38
Technical Diploma	\$14.87	\$28,610	37
Short Term Diploma	\$13.33	\$24,261	37
Median Full-Time	\$14.51	\$30,178	40
Median Part-Time	\$13.21	\$27,475	28



35 or more hours per week; related employment only.

# Welding-Industrial

**31-442-1**

	2007-08	2008-09	2009-10
Graduates	13	24	<b>24</b>
Responses	7	17	<b>16</b>
Employed (Related)	5	5	<b>5</b>
Employed (Non-Related)	2	3	<b>4</b>
Seeking Employment	0	5	<b>4</b>
Not Available for Employment	0	4	<b>3</b>
Employed in LTC District	7(100%)	5 (63%)	<b>4 (44%)</b>
Hourly Median Wage	\$15.03	\$17.00	<b>\$13.10</b>
Hourly Wage Range	\$8.00 - 20.00	\$14.00 - 22.36	<b>\$11.50 - 16.00</b>
Annual Median Salary	\$31,262	\$35,357	<b>\$27,246</b>
Annual Salary Range	\$16,638 - 41,597	\$29,118 - 46,505	<b>\$23,918 - 33,277</b>

## RELATED GRADUATE EMPLOYMENT

Job Titles	Employers
Welder Press Operator/Welder Welder/Fabricator	Power Tech Systems Manitowoc Tool and Machine Alaark Tooling and Automation HUI

# Technical Studies Journeywork

10-499-5

	2007-08	2008-09	2009-10
Graduates	NA	NA	4
Responses	NA	NA	3
Employed (Related)	NA	NA	1
Employed (Non-Related)	NA	NA	0
Seeking Employment	NA	NA	0
Not Available for Employment	NA	NA	1
Employed in LTC District	NA	NA	1 (100%)
Hourly Median Wage	NA	NA	NA
Hourly Wage Range	NA	NA	NA
Annual Median Salary	NA	NA	NA
Annual Salary Range	NA	NA	NA

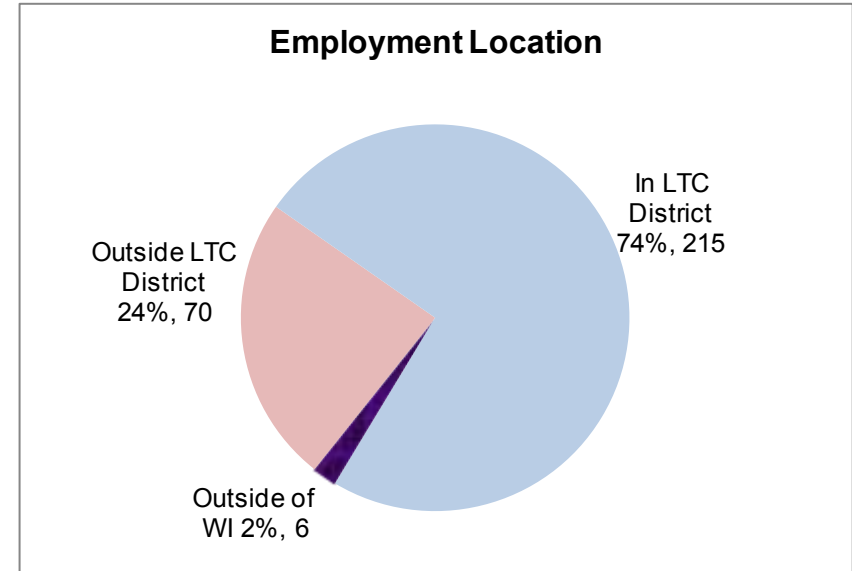
## RELATED GRADUATE EMPLOYMENT

Job Titles	Employers
Maintenance Technician	Sargento Foods Inc
<p>Note: Past 2 years not enough data to report.</p>	

# Graduate Statistics

## Employment Location

98 percent work in Wisconsin. 74 percent of LTC graduates work in the LTC District.



## Graduate Licensure Rates

	# Grads	# Students Took Exam	# Passed	% Passed	Nat'l. Pass %
EMT - Paramedic	34	16	15	94%	70%
Medical Assistant	28	15	14	93%	67%
Practical Nursing	40	27	27	100%	86%
Radiography	12	11	11	100%	92%
Registered Nurse	40	37	35	95%	88%
Total	154	106	102	96%	81%

## 2009 - 10 Graduates

1,032 students graduated in degree and diploma programs.

Program	Number of Graduates	Percent of Total Graduates
Accounting	23	2.22%
Administrative Professional	10	0.96%
Auto Collision Repair & Refinish	14	1.35%
Auto Maintenance Technician	6	0.58%
Broadcast Captioning	1	0.09%
Business Management	14	1.35%
Criminal Justice-Law Enforcement	24	2.32%
Child Care Services	1	0.09%
Dairy Herd Management	13	1.25%
Dental Assistant	14	1.35%
Early Childhood Education	9	0.87%
Electro-Mechanical Technology	13	1.26%
EMT-Paramedic	34	3.29%
Environmental Haz-Mat	1	0.09%
Farm Business & Production Mgt	15	1.45%
Graphic and Web Design	15	1.45%
Health Unit Coordinator	23	2.22%
Hotel/Hospitality Management	3	0.29%
Human Resources Administration	14	1.35%
Individualized Technical Studies	15	1.45%
Industrial Maintenance	16	1.55%
IT-Computer Support Specialist	10	0.96%
IT-Network Specialist	12	1.16%
IT-Web Development	1	0.09%
Judicial Reporting	6	0.58%

## Surgical Technology

**31-512-1**

	2007-08	2008-09	2009-10
Graduates	4	4	6
Responses	4	3	4
Employed (Related)	3	2	3
Employed (Non-Related)	1	0	1
Seeking Employment	0	1	0
Not Available for Employment	0	0	0
Employed in LTC District	3 (75%)	1 (50%)	1 (25%)
Hourly Median Wage	\$15.80	\$15.87	<b>\$13.50</b>
Hourly Wage Range	\$10.40 - 17.00	\$15.75 - 15.98	<b>\$12.50 - 15.10</b>
Annual Median Salary	\$32,864	\$33,007	<b>\$28,078</b>
Annual Salary Range	\$21,630 - 35,357	\$32,757 - 33,236	<b>25,998 - 31,406</b>

### RELATED GRADUATE EMPLOYMENT

Job Titles	Employers
Sterile Processing Technician OB Technician Surgical Technician	Aurora Healthcare Sheboygan Memorial Hospital

# Supply Chain Management

10-182-1

	2007-08	2008-09	2009-10
Graduates	18	19	11
Responses	14	10	7
Employed (Related)	9	6	2
Employed (Non-Related)	3	3	1
Seeking Employment	1	1	0
Not Available for Employment	1	0	3
Employed in LTC District	10 (83%)	4 (100%)	1 (33%)
Hourly Median Wage	\$16.85	\$14.71	NA
Hourly Wage Range	\$13.25 - 37.40	\$14.42 - 18.38	NA
Annual Median Salary	\$35,048	\$30,594	NA
Annual Salary Range	\$27,558 - 77,786	\$29,991 - 38,227	NA

## RELATED GRADUATE EMPLOYMENT

Job Titles	Employers
Purchasing	Braun Building Center

## 2009 - 10 Graduates

Program	Number of Graduates	Percent of Total Graduates
Machine Tool Operation	9	0.87%
Marketing	13	1.25%
Mechanical Design	6	0.58%
Medical Admin Specialist	8	0.775%
Medical Assistant	28	2.71%
Medical Coding Specialist	15	1.45%
Medical Transcription	3	0.29%
Nuclear Technology	2	0.19%
Nursing Assistant	390	37.79%
Nursing-Associate Degree	40	3.87%
Office Assistant	6	0.58%
Paralegal	13	1.25%
Paramedic Technician	7	0.67%
Pharmacy Services Management	7	0.67%
Pharmacy Technician	44	4.26%
Practical Nursing	40	3.87%
Quality Assurance Technician	4	0.38%
Radiography	14	1.35%
Supervisory Management	7	0.67%
Supply Chain Management	11	1.06%
Surgical Technologist	6	0.58%
Technical Studies Journeywork	4	0.38%
Welding-Industrial	24	2.32%
Welding/Maintenance & Fabrication	18	1.74%
Wind Energy Technology	6	0.58%
Total	1,032	100%

Note: Only programs with 3 or more responses are included on the following pages of this report.

## Accounting

**10-101-1**

	2007-08	2008-09	2009-10
Graduates	29	31	<b>23</b>
Responses	19	22	<b>15</b>
Employed (Related)	12	9	<b>4</b>
Employed (Non-Related)	3	4	<b>6</b>
Seeking Employment	3	7	<b>3</b>
Not Available for Employment	1	2	<b>2</b>
Employed in LTC District	14 (93%)	12 (100%)	<b>9 (90%)</b>
Hourly Median Wage	\$13.00	\$13.23	<b>\$12.50</b>
Hourly Wage Range	\$7.25 - 22.87	\$8.00 - 20.00	<b>\$10.00 - 14.00</b>
Annual Median Salary	\$26,770	\$26,765	<b>\$25,998</b>
Annual Salary Range	\$15,079 - 47,569	\$18,720 - 41,600	<b>\$20,798 - 29,118</b>

### RELATED GRADUATE EMPLOYMENT

Job Titles	Employers
Accountant Accounting Assistant Accounts Payable Clerk	Nicholas H Reach CPA LLC TLC Homes Inc Piggly Wiggly Midwest

## Supervisory Management

**10-196-1**

	2007-08	2008-09	2009-10
Graduates	21	20	<b>7</b>
Responses	15	15	<b>3</b>
Employed (Related)	9	7	<b>3</b>
Employed (Non-Related)	5	4	<b>0</b>
Seeking Employment	0	2	<b>0</b>
Not Available for Employment	1	2	<b>0</b>
Employed in LTC District	13 (93%)	9 (90%)	<b>3 (100%)</b>
Hourly Median Wage	\$18.25	\$21.84	<b>\$28.20</b>
Hourly Wage Range	\$13.46 - 34.54	\$8.00 - 30.77	<b>\$16.00 - 40.39</b>
Annual Median Salary	\$37,960	\$45,424	<b>\$58,652</b>
Annual Salary Range	\$27,995 - 71,838	\$16,639 - 63,997	<b>\$33,277 - 105,000</b>

### RELATED GRADUATE EMPLOYMENT

Job Titles	Employers
R & D Project Engineer Manufacturing Foreman	Curt G Joa Inc Federal Mogul Kohler Co

## Radiography

**10-526-1**

	2007-08	2008-09	2009-10
Graduates	20	14	<b>14</b>
Responses	12	10	<b>9</b>
Employed (Related)	12	6	<b>7</b>
Employed (Non-Related)	0	0	<b>1</b>
Seeking Employment	0	2	<b>1</b>
Not Available for Employment	0	2	<b>0</b>
Employed in LTC District	4 (33%)	1 (17%)	<b>2 (25%)</b>
Hourly Median Wage	\$18.50	\$20.38	<b>\$19.86</b>
Hourly Wage Range	\$12.36 - 24.55	\$18.00 - 22.56	<b>\$17.57 - 21.00</b>
Annual Median Salary	\$38,480	\$42,387	<b>\$41,306</b>
Annual Salary Range	\$25,709 - 51,060	\$37,437 - 46,921	<b>\$38,186 - 43,677</b>

### RELATED GRADUATE EMPLOYMENT

Job Titles	Employers
Radiography Technologist Radiographic Technologist X-Ray Tech in Cath Lab/Special Procedures Radiologic Technologist	BAMC Aurora Sheboygan Memorial Medical Center Door County Medical Center Sacred Heart Hospital Aspirus Wausau Hospital Ministry Health Care St. Mary's Hospital
Note: This is a shared program with other WTCS colleges.	

## Administrative Professional

**10-106-6**

	2007-08	2008-09	2009-10
Graduates	7	11	<b>10</b>
Responses	6	11	<b>8</b>
Employed (Related)	5	3	<b>4</b>
Employed (Non-Related)	0	0	<b>2</b>
Seeking Employment	0	3	<b>1</b>
Not Available for Employment	1	2	<b>2</b>
Employed in LTC District	5 (100%)	1 (33%)	<b>4 (67%)</b>
Hourly Median Wage	\$11.75	\$9.63	<b>\$10.67</b>
Hourly Wage Range	\$10.39 - 13.00	\$9.25 -10.00	<b>\$9.00 - 13.94</b>
Annual Median Salary	\$24,440	\$20,029	<b>\$22,192</b>
Annual Salary Range	\$21,610 - 27,038	\$19,238 - 20,798	<b>\$18,719 - 23,585</b>

### RELATED GRADUATE EMPLOYMENT

Job Titles	Employers
Customer Service Representative Office Assistant Administrative Assistant Office Manager	Aurora Medical Center Village of Cleveland EDC of Manitowoc County Saxon Homestead Creamery

## Auto Collision Repair & Refinish 31-405-1

	2007-08	2008-09	2009-10
Graduates	9	6	14
Responses	4	5	8
Employed (Related)	3	1	1
Employed (Non-Related)	0	1	0
Seeking Employment	1	0	3
Not Available for Employment	0	3	3
Employed in LTC District	3 (100%)	2 (100%)	0
Hourly Median Wage	\$15.00	\$11.25	NA
Hourly Wage Range	\$9.75 - 17.50	\$11.00 - 11.50	NA
Annual Median Salary	\$31,200	\$23,398	NA
Annual Salary Range	\$20,280 - 36,397	\$22,878 - 23,918	NA

### RELATED GRADUATE EMPLOYMENT

Job Titles	Employers
Painter	Calibre Inc

## Quality Assurance Technician 10-623-2

	2007-08	2008-09	2009-10
Graduates	NA	NA	4
Responses	NA	NA	3
Employed (Related)	NA	NA	3
Employed (Non-Related)	NA	NA	0
Seeking Employment	NA	NA	0
Not Available for Employment	NA	NA	0
Employed in LTC District	NA	NA	1 (33%)
Hourly Median Wage	NA	NA	NA
Hourly Wage Range	NA	NA	NA
Annual Median Salary	NA	NA	NA
Annual Salary Range	NA	NA	NA

### RELATED GRADUATE EMPLOYMENT

Job Titles	Employers
Quality Assurance Technician	Miller-St. Nazianz Inc Ariens Company

Note: This is a shared program with other WTCS colleges.

Note: Past 2 years not enough data to report.

## Practical Nursing

**31-543-1**

	2007-08	2008-09	2009-10
Graduates	63	42	<b>40</b>
Responses	60	37	<b>35</b>
Employed (Related)	20	13	<b>3</b>
Employed (Non-Related)	0	0	<b>0</b>
Seeking Employment	4	1	<b>0</b>
Not Available for Employment	36	23	<b>32</b>
Employed in LTC District	15 (75%)	8 (62%)	<b>3 (100%)</b>
Hourly Median Wage	\$17.00	\$17.29	<b>NA</b>
Hourly Wage Range	\$11.60 - 24.05	\$17.72 - 23.50	<b>NA</b>
Annual Median Salary	\$35,360	\$35,960	<b>NA</b>
Annual Salary Range	\$24,126 - 50,020	\$36,855 - 48,876	<b>NA</b>

### RELATED GRADUATE EMPLOYMENT

Job Titles	Employers
LPN	Sheboygan Progressive Care Center Rocky Knoll Health Care Center Dermatology Associates of WI

## Auto Maintenance Technician

**31-404-3**

	2007-08	2008-09	2009-10
Graduates	11	5	<b>6</b>
Responses	8	3	<b>6</b>
Employed (Related)	3	2	<b>4</b>
Employed (Non-Related)	2	0	<b>1</b>
Seeking Employment	1	1	<b>0</b>
Not Available for Employment	2	0	<b>1</b>
Employed in LTC District	4 (80%)	2 (100%)	<b>3 (60%)</b>
Hourly Median Wage	\$13.00	\$12.56	<b>\$10.63</b>
Hourly Wage Range	\$11.00 - 18.29	\$9.00-15.00	<b>\$10.00 - 12.50</b>
Annual Median Salary	\$27,040	\$34,613	<b>\$22,109</b>
Annual Salary Range	\$22,880 - 38,040	\$21,526 - 46,796	<b>\$21,526 - 46,796</b>

### RELATED GRADUATE EMPLOYMENT

Job Titles	Employers
Automotive Technician Mechanic Sales	Lakeland Automotive Scheruer Auto Martin Automotive

## Business Management

**10-102-3**

	2007-08	2008-09	2009-10
Graduates	6	12	<b>14</b>
Responses	6	8	<b>10</b>
Employed (Related)	2	3	<b>3</b>
Employed (Non-Related)	2	2	<b>2</b>
Seeking Employment	0	2	<b>1</b>
Not Available for Employment	2	1	<b>4</b>
Employed in LTC District	4 (100%)	5 (100%)	<b>2 (40%)</b>
Hourly Median Wage	\$13.33	\$14.58	<b>\$13.00</b>
Hourly Wage Range	\$10.00 - 15.25	\$12.03 - 16.75	<b>\$7.25 - 20.19</b>
Annual Median Salary	\$27,726	\$31,403	<b>\$27,038</b>
Annual Salary Range	\$20,798 - 31,718	\$24,960 - 35,711	<b>\$15,078 - 42,000</b>

### RELATED GRADUATE EMPLOYMENT

Job Titles	Employers
Lead Service Technician Front Desk Associate Business Relations Coordinator	Aurora Visiting Nurse Association Baymont Inn H S A Bank
Note: Program started in 2007.	

## Pharmacy Technician

**31-536-1**

	2007-08	2008-09	2009-10
Graduates	26	35	<b>44</b>
Responses	13	24	<b>33</b>
Employed (Related)	11	11	<b>12</b>
Employed (Non-Related)	0	3	<b>4</b>
Seeking Employment	1	3	<b>3</b>
Not Available for Employment	1	7	<b>11</b>
Employed in LTC District	1 (9%)	2 (15%)	<b>1 (6%)</b>
Hourly Median Wage	\$11.50	\$11.50	<b>\$12.00</b>
Hourly Wage Range	\$9.75 - 13.65	\$8.50 - 13.86	<b>\$7.25 - 14.28</b>
Annual Median Salary	\$23,920	\$23,918	<b>\$24,958</b>
Annual Salary Range	\$20,278 - 28,390	\$17,679 - 28,827	<b>\$15,079 - 27,141</b>

### RELATED GRADUATE EMPLOYMENT

Job Titles	Employers
Pharmacy Technician Certified Pharmacy Technician	Aurora Sheboygan Memorial Medical Center Copps Pharmacy Memorial Health Center Phillips Pharmacy Wal-Mart Agnesian Health Pharmacy Sacred Heart Hospital Oconomowoc Memorial Hospital K-Mart Aurora St. Luke's Medical Center
Note: This program is shared with other WTCS colleges.	

**Pharmacy Services Management 10-536-1**

	2007-08	2008-09	2009-10
Graduates	6	7	7
Responses	4	5	7
Employed (Related)	4	2	2
Employed (Non-Related)	0	2	1
Seeking Employment	0	0	0
Not Available for Employment	0	1	4
Employed in LTC District	2 (50%)	NA	1 (33%)
Hourly Median Wage	\$16.81	NA	NA
Hourly Wage Range	\$10.67 - 33.18	NA	NA
Annual Median Salary	\$34,967	NA	NA
Annual Salary Range	\$22,191 - 69,009	NA	NA

**RELATED GRADUATE EMPLOYMENT**

Job Titles	Employers
Pharmacy Technician Manager of Consumer Services	Walgreens New Horizons
Note: Program started in 2007.	

**Criminal Justice — Law Enforcement 10-504-1**

	2007-08	2008-09	2009-10
Graduates	20	20	24
Responses	12	12	13
Employed (Related)	8	5	9
Employed (Non-Related)	4	2	2
Seeking Employment	0	3	3
Not Available for Employment	0	2	2
Employed in LTC District	5 (42%)	5 (100%)	7 (64%)
Hourly Median Wage	\$11.00	\$18.50	\$14.99
Hourly Wage Range	\$8.36 - 19.23	\$11.00 - 23.00	\$10.50 - 22.60
Annual Median Salary	\$22,880	\$38,480	\$31,177
Annual Salary Range	\$17,387 - 39,995	\$22,277 - 47,840	\$29,118 - 47,004

**RELATED GRADUATE EMPLOYMENT**

Job Titles	Employers
Camthen Operator Deputy Sheriff Park Ranger Corrections Officer Police Officer Patrol Officer	Federal Mogul Manitowoc County Sheriff Department Wisconsin DNR Sheboygan County Sheriff Kiel Police Department Mishicot Police Department New Holstein Police Department City of Green Bay

## Dairy Herd Management

**31-091-1**

	2007-08	2008-09	2009-10
Graduates	10	9	<b>13</b>
Responses	8	7	<b>11</b>
Employed (Related)	8	6	<b>10</b>
Employed (Non-Related)	0	0	<b>0</b>
Seeking Employment	0	1	<b>1</b>
Not Available for Employment	0	0	<b>0</b>
Employed in LTC District	2 (25%)	3 (60%)	<b>7 (70%)</b>
Hourly Median Wage	\$14.43	\$13.34	<b>\$10.50</b>
Hourly Wage Range	\$10.25 - 32.97	\$8.00 - 15.00	<b>\$8.00 - 12.50</b>
Annual Median Salary	\$30,014	\$33,194	<b>\$21,838</b>
Annual Salary Range	\$21,318 - 68,572	\$24,958 - 46,796	<b>\$16,639 - 26,000</b>

### RELATED GRADUATE EMPLOYMENT

Job Titles	Employers
Farm Labores Herdsman Dairy Herdsman Parlor Manager Farmhand Milker/Herdsman Calf Manager Herdsman	Sue Kracht Franklin View Farms Ridgeland Farms Inc Jacob's Hillview Dairy Sunny Corner Farm Orthland Dairy Kane Farms Korth Farm LLC Green Leaf Wedge Dairy 3-D Dairy
Note: Salaries do not reflect benefits (housing, insurance, etc.).	

## Paramedic Technician

**10-531-1**

	2007-08	2008-09	2009-10
Graduates	NA	NA	<b>7</b>
Responses	NA	NA	<b>5</b>
Employed (Related)	NA	NA	<b>2</b>
Employed (Non-Related)	NA	NA	<b>0</b>
Seeking Employment	NA	NA	<b>2</b>
Not Available for Employment	NA	NA	<b>1</b>
Employed in LTC District	NA	NA	<b>0</b>
Hourly Median Wage	NA	NA	<b>NA</b>
Hourly Wage Range	NA	NA	<b>NA</b>
Annual Median Salary	NA	NA	<b>NA</b>
Annual Salary Range	NA	NA	<b>NA</b>

### RELATED GRADUATE EMPLOYMENT

Job Titles	Employers
Paramedic/Coroner Paramedic	Affinity Health System/Manitowoc County Rural/Metro Ambulance
Note: Past 2 years not enough data to report.	

## Paralegal

**10-110-1**

	2007-08	2008-09	2009-10
Graduates	11	4	13
Responses	8	4	11
Employed (Related)	5	1	5
Employed (Non-Related)	3	2	2
Seeking Employment	0	1	1
Not Available for Employment	0	0	3
Employed in LTC District	6 (75%)	1 (100%)	5 (71%)
Hourly Median Wage	\$12.50	NA	\$15.00
Hourly Wage Range	\$8.15 - 14.00	NA	\$12.00 - 36.06
Annual Median Salary	\$26,000	NA	\$31,198
Annual Salary Range	\$16,950 - 29,118	NA	\$24,958 - 75,000

### RELATED GRADUATE EMPLOYMENT

Job Titles	Employers
Paralegal Economic Support Specialist Legal Assistant Receptionist	Hawley, Kaufman & Kautzer, S.C. Sheboygan County Steimle Birschbach LLC Habish, Habish & Rottier Salutz & Salutz
<p>Note: This is a shared program with other WTCS colleges.</p>	

## Dental Assistant

**30-508-2**

	2007-08	2008-09	2009-10
Graduates	16	17	14
Responses	8	12	5
Employed (Related)	2	4	1
Employed (Non-Related)	3	3	3
Seeking Employment	0	1	0
Not Available for Employment	3	4	1
Employed in LTC District	5 (100%)	5 (63%)	1 (25%)
Hourly Median Wage	\$8.40	\$12.48	NA
Hourly Wage Range	\$7.49 - 10.00	\$10.00 - 14.50	NA
Annual Median Salary	\$17,472	\$25,948	NA
Annual Salary Range	\$15,578 - 20,798	\$20,800 - 30,160	NA

### RELATED GRADUATE EMPLOYMENT

Job Titles	Employers
Dental Assistant	Aspen Dental Dr. Nass

## Early Childhood Education

**10-307-1**

	2007-08	2008-09	2009-10
Graduates	10	14	<b>9</b>
Responses	5	12	<b>5</b>
Employed (Related)	2	8	<b>3</b>
Employed (Non-Related)	2	0	<b>1</b>
Seeking Employment	0	0	<b>0</b>
Not Available for Employment	1	2	<b>0</b>
Employed in LTC District	3 (75%)	5 (71%)	<b>3 (75%)</b>
Hourly Median Wage	\$9.38	\$10.11	<b>\$9.60</b>
Hourly Wage Range	\$8.50 - \$15.00	\$7.56 - 16.00	<b>\$8.00 - \$9.60</b>
Annual Median Salary	\$19,510	\$20,627	<b>\$19,966</b>
Annual Salary Range	\$17,679 - 31,198	\$17,680 - 33,280	<b>\$16,639 19,967</b>

### RELATED GRADUATE EMPLOYMENT

Job Titles	Employers
Lead Teacher Assistant Teacher Teacher	Happy Hearts and Happy Prints Sheboygan County Head Start Here We Grow Childcare

## Office Assistant

**31-106-1**

	2007-08	2008-09	2009-10
Graduates	5	6	<b>6</b>
Responses	4	6	<b>4</b>
Employed (Related)	2	1	<b>1</b>
Employed (Non-Related)	0	1	<b>0</b>
Seeking Employment	0	2	<b>1</b>
Not Available for Employment	2	2	<b>2</b>
Employed in LTC District	2 (100%)	1 (100%)	<b>1 (100%)</b>
Hourly Median Wage	NA	NA	<b>NA</b>
Hourly Wage Range	NA	NA	<b>NA</b>
Annual Median Salary	NA	NA	<b>NA</b>
Annual Salary Range	NA	NA	<b>NA</b>

### RELATED GRADUATE EMPLOYMENT

Job Titles	Employers
Administrative Assistant	American Family Insurance

## Nursing - Associate Degree

**10-543-1**

	2007-08	2008-09	2009-10
Graduates	43	41	<b>40</b>
Responses	23	25	<b>29</b>
Employed (Related)	20	23	<b>23</b>
Employed (Non-Related)	1	0	<b>0</b>
Seeking Employment	1	2	<b>0</b>
Not Available for Employment	1	0	<b>1</b>
Employed in LTC District	17 (81%)	17 (77%)	<b>19 (83%)</b>
Hourly Median Wage	\$23.38	\$22.19	<b>\$21.43</b>
Hourly Wage Range	\$11.61 - 50.00	\$20.00 - 27.00	<b>\$19.00 - 31.25</b>
Annual Median Salary	\$48,630	\$46,152	<b>\$44,571</b>
Annual Salary Range	\$24,147 - 103,992	\$41,597 - 56,156	<b>\$25,582 - 64,995</b>

### RELATED GRADUATE EMPLOYMENT

Job Titles	Employers
Registered Nurse Nursing Triage Registered Nurse Supervisor	Holy Family Memorial Meadow View Manor Aurora Sheboygan Memorial Medical Center Columbia St. Mary's - Ozaukee Shady Lane Nursing Home Aurora St. Luke's Medical Center Dermatology Associates of WI Center Sheboygan Progressive Care Center North Ridge Medical and Rehabilitation Center St. Nicholas Hospital Holy Family Convent Sheboygan Senior Community Bellin Health

## Electro - Mechanical Technology

**10-620-1**

	2007-08	2008-09	2009-10
Graduates	10	14	<b>13</b>
Responses	7	11	<b>5</b>
Employed (Related)	7	5	<b>2</b>
Employed (Non-Related)	0	1	<b>0</b>
Seeking Employment	0	2	<b>2</b>
Not Available for Employment	0	3	<b>0</b>
Employed in LTC District	4 (57%)	5 (100%)	<b>2 (100%)</b>
Hourly Median Wage	\$18.90	\$20.22	<b>NA</b>
Hourly Wage Range	\$15.25 - 21.00	\$15.00 - 23.82	<b>NA</b>
Annual Median Salary	\$39,312	\$42,049	<b>NA</b>
Annual Salary Range	\$31,718 - 43,677	\$31,200 - 49,545	<b>NA</b>

### RELATED GRADUATE EMPLOYMENT

Job Titles	Employers
Plant Manufacturing Technician Engineering Technician	Sargento Foods Inc Masters Gallery Foods Inc

## Emergency Medical Technician - Paramedic 31-531-1

	2007-08	2008-09	2009-10
Graduates	31	9	<b>34</b>
Responses	13	4	<b>10</b>
Employed (Related)	9	4	<b>7</b>
Employed (Non-Related)	3	0	<b>0</b>
Seeking Employment	1	0	<b>2</b>
Not Available for Employment	0	0	<b>1</b>
Employed in LTC District	2 (17%)	2 (50%)	<b>2 (29%)</b>
Hourly Median Wage	\$13.53	\$14.00	<b>\$12.90</b>
Hourly Wage Range	\$10.00 - 15.42	\$14.00	<b>\$9.00 - 25.96</b>
Annual Median Salary	\$28,142	\$26,206	<b>\$26,830</b>
Annual Salary Range	\$20,798 - 32,071	\$29,118 - 40,765	<b>\$18,719 - 57,000</b>

### RELATED GRADUATE EMPLOYMENT

Job Titles	Employers
Paramedic EMT-Paramedic EMT Firefighter/EMT/MPO Firefighter/Paramedic	Gold Cross County Rescue Lifestar Ambulance Plymouth Ambulance North Fond du Lac Fire & Lifestar EMS Menomonee Falls Fire Department Sheboygan Fire Department City of Manitowoc
<p>Note: Many graduates volunteer their services and receive no salary, while others are paid on a per-call basis. Some graduates provide a salary that is a combination of their EMT wages and a wage from their primary occupation, which may also impact wages.</p>	

## Nursing Assistant 30-543-1

	2007-08	2008-09	2009-10
Graduates	252	299	<b>390</b>
Responses	135	220	<b>301</b>
Employed (Related)	53	62	<b>48</b>
Employed (Non-Related)	7	11	<b>18</b>
Seeking Employment	3	13	<b>13</b>
Not Available for Employment	72	134	<b>227</b>
Employed in LTC District	58 (97%)	50 (94%)	<b>37 (56%)</b>
Hourly Median Wage	\$10.50	\$10.40	<b>\$10.50</b>
Hourly Wage Range	\$7.50 - 17.50	\$8.00 - 18.33	<b>\$8.50 - 14.00</b>
Annual Median Salary	\$21,840	\$21,630	<b>\$21,838</b>
Annual Salary Range	\$15,599 - 36,397	\$16,638 - 38,123	<b>\$16,639 - 29,118</b>

### RELATED GRADUATE EMPLOYMENT

Job Titles	Employers
Optical Technician Scheduling In-Home Care Certified Nursing Assistant Resident Specialist-Team Leader Caregiver Phlebotomist Certified Nurses Assistant/Resident Assistant	Kisiolek Eye Center Comfort Keepers Harmony of Manitowoc West Pine Haven Christian Home Sharon S. Richardson Hospice Holy Family Walk-in Care at Harbor Town St. Mary's Home Sheboygan Progressive Care Center Shady Lane Nursing Home Libby's House Sunny Ridge Aurora Sheboygan Memorial Medica Center Rivers Bend Harbor House Holy Family Convent Century Ridge Assisted Living TLC Homes Inc Sheboygan Senior Community Gables on the Pond Holy Family Convent Oak Creek Assisted Living

## Medical Coding Specialist

**30-503-2**

	2007-08	2008-09	2009-10
Graduates	NA	6	15
Responses	NA	5	12
Employed (Related)	NA	2	4
Employed (Non-Related)	NA	1	3
Seeking Employment	NA	1	3
Not Available for Employment	NA	1	1
Employed in LTC District	NA	3(100%)	4 (57%)
Hourly Median Wage	NA	NA	\$15.86
Hourly Wage Range	NA	NA	\$12.00 - 19.00
Annual Median Salary	NA	NA	\$32,986
Annual Salary Range	NA	NA	\$25,000 - 38,331

### RELATED GRADUATE EMPLOYMENT

Job Titles	Employers
Coder Front Desk Associate Pharmacy Technician	Aurora Sheboygan Memorial Medical Center Aurora Visiting Nurse Association Sheboygan Surgery Center
Note: Program started in 2008.	

## Farm Business & Production Management

**30-090-1**

	2007-08	2008-09	2009-10
Graduates	10	13	15
Responses	7	8	13
Employed (Related)	7	6	8
Employed (Non-Related)	0	0	1
Seeking Employment	0	0	0
Not Available for Employment	0	2	4
Employed in LTC District	6 (68%)	5 (83%)	4 (44%)
Hourly Median Wage	NA	\$14.38	\$17.31
Hourly Wage Range	NA	\$11.54 - 16.58	\$17.31 - 28.85
Annual Median Salary	NA	\$46,000	\$36,002
Annual Salary Range	NA	\$42,000 - 50,000	\$36,000 - 60,000

### RELATED GRADUATE EMPLOYMENT

Job Titles	Employers
Farmer Dairy Farmer Herdsman Feeder on Dairy Farm	Binversie Farms Self-employed Denor Farms Orth Dairy Farm Hochkammer Dairy
Note: Salaries do not reflect equity growth.	

## Graphic & Web Design

10-201-2

	2007-08	2008-09	2009-10
Graduates	NA	NA	15
Responses	NA	NA	9
Employed (Related)	NA	NA	1
Employed (Non-Related)	NA	NA	3
Seeking Employment	NA	NA	2
Not Available for Employment	NA	NA	3
Employed in LTC District	NA	NA	1 (25%)
Hourly Median Wage	NA	NA	NA
Hourly Wage Range	NA	NA	NA
Annual Median Salary	NA	NA	NA
Annual Salary Range	NA	NA	NA

### RELATED GRADUATE EMPLOYMENT

Job Titles	Employers
Operations Enrollment	H S A Bank
<p>Note: Program started in 2007.</p>	

## Medical Assistant

31-509-1

	2007-08	2008-09	2009-10
Graduates	18	19	28
Responses	16	11	23
Employed (Related)	14	8	14
Employed (Non-Related)	1	0	4
Seeking Employment	0	0	1
Not Available for Employment	1	3	4
Employed in LTC District	14 (93%)	4 (67%)	11 (61%)
Hourly Median Wage	\$11.90	\$12.49	\$12.20
Hourly Wage Range	\$11.73 - 14.23	\$11.85 - 14.50	\$9.36 - 15.23
Annual Median Salary	\$24,752	\$24,854	\$25,374
Annual Salary Range	\$24,397 - 29,596	\$24,646 - 30,158	\$19,467 - 31,676

### RELATED GRADUATE EMPLOYMENT

Job Titles	Employers
Medical Assistant Certified Medical Assistant Lead CRA GI Tech Procedures Assistant Resident Care Assistant	Columbia St. Mary's Prevea Health Aurora Medical Group Lakeshore Orthopedics Holy Family Memorial TLC Homes Inc Holy Family Walk-in Care Harbor Town Aurora Health Center Aurora Occupational Health Services Holy Family-Woodland Clinic Coulis Cardiology Holy Family Memorial Woodland Clinic Dermatology Associates of WI

## Medical Administrative Specialist

**10-106-4**

	2007-08	2008-09	2009-10
Graduates	6	3	8
Responses	6	2	7
Employed (Related)	2	0	3
Employed (Non-Related)	3	1	1
Seeking Employment	0	1	1
Not Available for Employment	1	NA	1
Employed in LTC District	5 (100%)	NA	2 (50%)
Hourly Median Wage	\$12.00	NA	NA
Hourly Wage Range	\$7.25 - 15.00	NA	NA
Annual Median Salary	\$24,960	NA	NA
Annual Salary Range	\$15,079 - 31,198	NA	NA

### RELATED GRADUATE EMPLOYMENT

Job Titles	Employers
Quality Management Secretary Assistant Administrator/Transcriptionist Patient Service Representative	Holy Family Memorial Fox Valley Wellness Center Midwest Dental

## Health Unit Coordinator

**30-510-2**

	2007-08	2008-09	2009-10
Graduates	22	19	23
Responses	15	16	12
Employed (Related)	6	4	3
Employed (Non-Related)	3	5	2
Seeking Employment	4	2	1
Not Available for Employment	2	5	6
Employed in LTC District	8 (89%)	7 (78%)	2 (40%)
Hourly Median Wage	\$11.00	\$10.86	\$11.00
Hourly Wage Range	\$8.00 - 12.82	\$10.00 - 11.74	\$8.25 - 12.01
Annual Median Salary	\$22,880	\$22,588	\$22,878
Annual Salary Range	\$16,639 - 26,664	\$20,800 - 24,419	\$17,159 - 25,000

### RELATED GRADUATE EMPLOYMENT

Job Titles	Employers
Resident Assistant/Dietary Health Unit Coordinator Health Unit Coordinator/Receptionist	Harmony of Sheboygan East Columbia St. Mary's Ozaukee Holy Family Memorial

## Hotel/Hospitality Management 10-109-1

	2007-08	2008-09	2009-10
Graduates	NA	NA	3
Responses	NA	NA	3
Employed (Related)	NA	NA	2
Employed (Non-Related)	NA	NA	0
Seeking Employment	NA	NA	1
Not Available for Employment	NA	NA	0
Employed in LTC District	NA	NA	1 (50%)
Hourly Median Wage	NA	NA	NA
Hourly Wage Range	NA	NA	NA
Annual Median Salary	NA	NA	NA
Annual Salary Range	NA	NA	NA

### RELATED GRADUATE EMPLOYMENT

Job Titles	Employers
Housekeeping Manager Front Desk Concierge	Blue Harbor Resort & Conference Center Deer Valley Resorts
<p>Note: Program started in 2008.</p>	

## Mechanical Design 10-606-1

	2007-08	2008-09	2009-10
Graduates	13	14	6
Responses	9	5	5
Employed (Related)	8	2	2
Employed (Non-Related)	1	1	2
Seeking Employment	0	1	0
Not Available for Employment	0	1	1
Employed in LTC District	9 (100%)	3 (100%)	0
Hourly Median Wage	\$18.45	\$18.85	NA
Hourly Wage Range	\$6.55 - 31.25	\$15.00 - 22.69	NA
Annual Median Salary	\$38,376	\$39,205	NA
Annual Salary Range	\$13,623 - 64,995	\$31,198 - 47,192	NA

### RELATED GRADUATE EMPLOYMENT

Job Titles	Employers
New Product Engineer Inventor Designer	Delta Enterprise Pneumatech

## Marketing

**10-104-3**

	2007-08	2008-09	2009-10
Graduates	8	8	<b>13</b>
Responses	4	5	<b>9</b>
Employed (Related)	3	1	<b>5</b>
Employed (Non-Related)	1	2	<b>0</b>
Seeking Employment	0	0	<b>2</b>
Not Available for Employment	0	2	<b>2</b>
Employed in LTC District	3 (75%)	3 (100%)	<b>5 (100%)</b>
Hourly Median Wage	\$9.25	NA	<b>\$17.00</b>
Hourly Wage Range	\$7.50 - 20.00	NA	<b>\$12.02 - 25.29</b>
Annual Median Salary	\$19,240	NA	<b>\$35,357</b>
Annual Salary Range	\$15,599 - 41,597	NA	<b>\$25,000 - 52,600</b>

### RELATED GRADUATE EMPLOYMENT

Job Titles	Employers
Sales Coordinator 1 Associate Product Marketing Manager Reservations Manager and Marketing Specialist Teller Internet Sales Manager	Kohler Power Systems Ariens Company AmericInn of Plymouth United One Credit Union First Chrysler Inc

## Human Resources Administration 10-196-4

	2007-08	2008-09	2009-10
Graduates	NA	7	<b>14</b>
Responses	NA	6	<b>9</b>
Employed (Related)	NA	2	<b>3</b>
Employed (Non-Related)	NA	1	<b>3</b>
Seeking Employment	NA	2	<b>0</b>
Not Available for Employment	NA	1	<b>3</b>
Employed in LTC District	NA	2 (100%)	<b>3 (50%)</b>
Hourly Median Wage	NA	NA	<b>\$16.16</b>
Hourly Wage Range	NA	NA	<b>\$13.80 - 17.31</b>
Annual Median Salary	NA	NA	<b>\$33,610</b>
Annual Salary Range	NA	NA	<b>\$28,702 - 36,000</b>

### RELATED GRADUATE EMPLOYMENT

Job Titles	Employers
Staffing Specialist Student Services Aide HR CSR	Seek Careers/Staffing Inc Howards Grove High School Kohler Co

Note: Program started in 2007.

## Individualized Technical Studies 10-825-1

	2007-08	2008-09	2009-10
Graduates	13	22	15
Responses	10	13	12
Employed (Related)	5	8	8
Employed (Non-Related)	3	2	2
Seeking Employment	0	2	2
Not Available for Employment	2	1	0
Employed in LTC District	4 (50%)	8 (80%)	7 (70%)
Hourly Median Wage	\$14.25	\$18.23	\$24.16
Hourly Wage Range	\$11.00 - 24.00	\$10.00 - 25.00	\$16.16 - 40.20
Annual Median Salary	\$29,640	\$36,397	\$50,249
Annual Salary Range	\$22,878 - 49,916	\$20,798 - 52,000	\$35,440 - 83,600

### RELATED GRADUATE EMPLOYMENT

Job Titles	Employers
Operations Manager Automotive Technician Machine Operator K9 Officer/Patrol Deputy Chief - Operations Maintenance Supervisor Health Science Instructor Assistant Graphic Designer	Sysco Concierge Lakeshore Technical College Kohler Co City of Sheboygan Police Deptment City of Sheboygan Fire Department Portionables (A Sargento Company) OfficeMax

## Machine Tool Operation 31-420-1

	2007-08	2008-09	2009-10
Graduates	12	11	9
Responses	4	9	8
Employed (Related)	4	1	6
Employed (Non-Related)	0	2	0
Seeking Employment	0	3	0
Not Available for Employment	0	3	0
Employed in LTC District	4 (100%)	2 (67%)	4 (67%)
Hourly Median Wage	\$15.63	NA	\$13.75
Hourly Wage Range	\$14.50 - 16.70	NA	\$11.00 - 15.00
Annual Median Salary	\$32,510	NA	\$28,598
Annual Salary Range	\$30,158 - 34,733	NA	\$22,878 - 30,158

### RELATED GRADUATE EMPLOYMENT

Job Titles	Employers
CNC Operator/Set Up CNC Operator Machine Operator Machinist	American Orthodontics Matrix Packaging Machinery Manitowoc Tool and Machine Stecker Machine Co Manitowoc Tool and Machine Marbels Outdoors

## Judicial Reporting

**10-106-1**

	2007-08	2008-09	2009-10
Graduates	NA	NA	<b>6</b>
Responses	NA	NA	<b>5</b>
Employed (Related)	NA	NA	<b>4</b>
Employed (Non-Related)	NA	NA	<b>0</b>
Seeking Employment	NA	NA	<b>2</b>
Not Available for Employment	NA	NA	<b>0</b>
Employed in LTC District	NA	NA	<b>0</b>
Hourly Median Wage	NA	NA	<b>\$15.63</b>
Hourly Wage Range	NA	NA	<b>\$12.98 - 27.41</b>
Annual Median Salary	NA	NA	<b>\$32,508</b>
Annual Salary Range	NA	NA	<b>\$27,000 - 57,000</b>

### RELATED GRADUATE EMPLOYMENT

Job Titles	Employers
Freelance Court Reporter Court Reporter	Gramann Reporting, Ltd Brown & Jones Reporting Oneida County Courthouse Q&A Court Reports
Note: Past 2 years not enough data to report.	

## Industrial Maintenance

**31-462-2**

	2007-08	2008-09	2009-10
Graduates	7	11	<b>16</b>
Responses	5	10	<b>15</b>
Employed (Related)	5	2	<b>6</b>
Employed (Non-Related)	0	2	<b>3</b>
Seeking Employment	0	4	<b>3</b>
Not Available for Employment	0	2	<b>2</b>
Employed in LTC District	4 (80%)	4 (100%)	<b>5 (56%)</b>
Hourly Median Wage	\$19.00	\$19.28	<b>\$15.50</b>
Hourly Wage Range	\$12.00 - 25.00	\$15.01 - 21.40	<b>\$12.00 - 17.82</b>
Annual Median Salary	\$39,520	\$40,099	<b>\$32,238</b>
Annual Salary Range	\$24,958 - 51,996	\$31,218 - 51,996	<b>\$24,958 - 37,063</b>

### RELATED GRADUATE EMPLOYMENT

Job Titles	Employers
Knitting Machine Mechanic Assembler Industrial Manitenace Technician Electrical Apprentice Machinist Maintenance Worker	Wigwam Mills Inc Tower Tech Systems Inc Manitowoc Tool and Maching Schneider Electric Curt G Joa Metko Inc

## IT - Computer Support Specialist 10-154-3

	2007-08	2008-09	2009-10
Graduates	NA	5	10
Responses	NA	5	4
Employed (Related)	NA	2	1
Employed (Non-Related)	NA	2	0
Seeking Employment	NA	1	2
Not Available for Employment	NA	0	1
Employed in LTC District	NA	1(25%)	1 (100%)
Hourly Median Wage	NA	\$15.02	NA
Hourly Wage Range	NA	\$10.00 - 18.33	NA
Annual Median Salary	NA	\$31,239	NA
Annual Salary Range	NA	\$20,798 - 38,124	NA

### RELATED GRADUATE EMPLOYMENT

Job Titles	Employers
Technical Services Assistant	Polar Ware

## IT - Network Specialist 10-150-2

	2007-08	2008-09	2009-10
Graduates	15	21	12
Responses	11	16	10
Employed (Related)	1	7	4
Employed (Non-Related)	5	3	1
Seeking Employment	1	0	0
Not Available for Employment	4	6	5
Employed in LTC District	6 (100%)	5 (50%)	4 (80%)
Hourly Median Wage	\$10.75	\$12.47	\$13.00
Hourly Wage Range	\$8.95 - 15.50	\$9.00 - 18.00	\$12.50 - 16.00
Annual Median Salary	\$22,360	\$25,936	\$27,038
Annual Salary Range	\$18,615 - 32,238	\$18,718 - 37,437	\$25,998 - 33,277

### RELATED GRADUATE EMPLOYMENT

Job Titles	Employers
PC Tech IT Technician IT Consultant IT Analyst	Polar Ware Kiel Area School District Kohler Co Tower Tech Systems Inc