

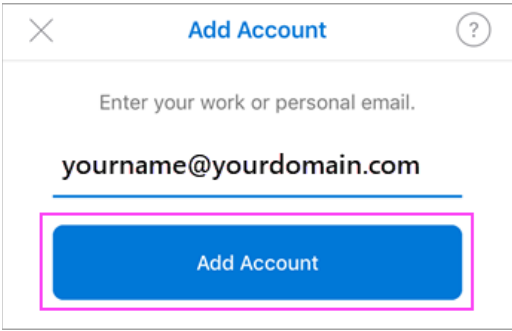
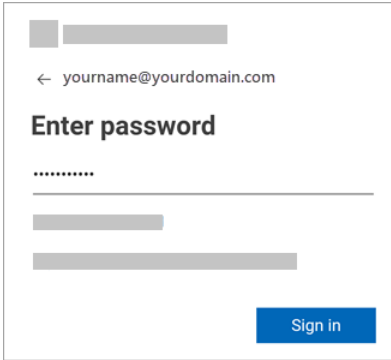
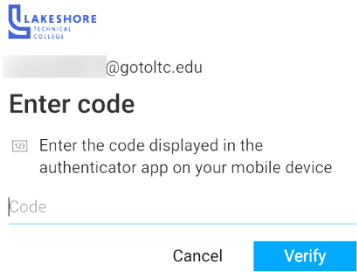


# Outlook App – Installing on an Apple Phone

<p>1. <a href="#">Download Outlook for iOS from the iOS App Store</a> and then open it.</p>	<p>The icon looks like this:</p> 
<p>2. If it's your first-time using Outlook for iOS, enter your full LTC email address (lastnamelast5ofID#@gotoltc.edu) then tap <b>Add Account</b>.</p> <p>If not, open the <b>Menu</b> &gt; tap <b>Settings</b> &gt; <b>Add Account</b> &gt; <b>Add Email Account</b>.</p> 	
<p>3. Enter your LTC email account password and tap <b>Sign In</b> or <b>Next</b>.</p>	
<p>4. You will be required to approve the login with the Authenticator app.</p> <p>5. Approve any prompts for permission you may receive.</p> <p>You are all set to use the Outlook mail app!</p>	

For questions or additional information on how to log into MyLAKESHORE, please contact LTC's Help Desk at [LTCHelpdesk@gotoltc.edu](mailto:LTCHelpdesk@gotoltc.edu) or 920.693.1767.